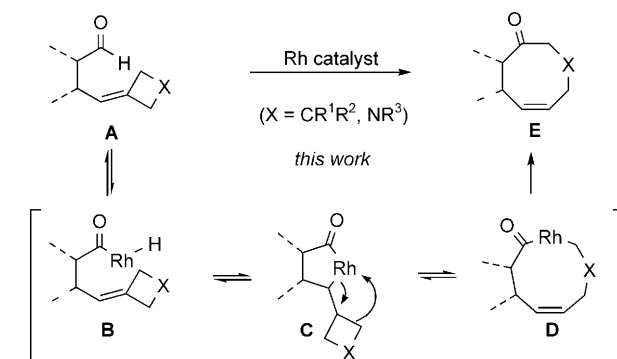
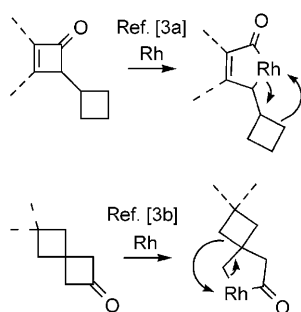


Combined Rhodium-Catalyzed Carbon–Hydrogen Activation and β -Carbon Elimination to access Eight-Membered Rings**

Damien Crépin, James Dawick, and Christophe Aïssa*

Transition-metal-catalyzed activation of otherwise inert C–H and C–C bonds is widely recognized as a very promising strategy for the development of sustainable synthetic chemistry.^[1,2] In this context, β -carbon elimination of putative pentarhodacycles, having an exocyclic C=O double bond, has been used in the design of reactions to promote the ring enlargement of non-functionalized cyclobutanes into larger rings [Eqs. (1) and (2)].^[3] Both approaches relied on the insertion of rhodium catalysts into particularly strained cyclobutenones and cyclobutanones, respectively. In contrast, we now disclose the outcome of an alternative strategy which relies on stable aldehydes as precursors in a C–H/C–C activation sequence (Scheme 1).

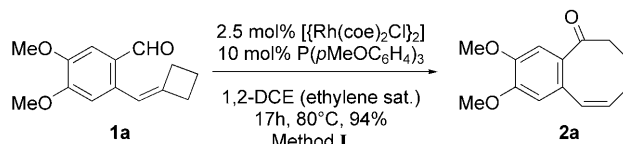


Scheme 1. Working hypothesis.

- (1) hypothesized that this rational design would be applicable to aldehyde-tethered 3-alkylidenecyclobutenes ($X = \text{NR}^3$) to afford eight-membered heterocycles.

- We found that exposure of substrate **1a** to $[\{\text{Rh}(\text{coe})_2\text{Cl}\}_2]$ (2.5 mol %; coe = cyclooctene) and $\text{P}(\text{pMeOC}_6\text{H}_4)_3$ (10 mol %) in ethylene-saturated 1,2-dichloroethane (1,2-DCE) at 80 °C (Method I) gave cyclooctenone **2a** in 94 % yield (Scheme 2). Encouraged by this result, we explored

Encouraged by our recent report of intramolecular hydroacylation of aldehyde-tethered alkylidenecyclopropanes,^[4] we anticipated that aldehyde-tethered alkylidenecyclobutenes **A** ($X = \text{CR}^1\text{R}^2$) would undergo the following sequential steps: C–H activation to give **B**,^[5] hydrometalation of the C=C double bond in **B** to give **C**, β -carbon elimination of **C** to give **D**, and finally reductive elimination of **D** to give the eight-membered carbocycle **E**.^[6] This approach would complement previous reports of the formation of eight-membered carbocycles which relied on β -carbon elimination of nickel cyclobutanolates^[7] or rhodium-catalyzed β -carbon elimination of vinyl cyclobutanones.^[8] Moreover, given the similar strain energy of azetidines and cyclobutanes,^[9] we



Method II: 2.5 mol % $[\{\text{Rh}(\text{coe})_2\text{Cl}\}_2]$, 5 mol % AgBF_4 , 10 mol % $\text{P}(\text{pMeOC}_6\text{H}_4)_3$, 1,2-DCE, 80 °C, 0.5 h, 89%

Method III: 5 mol % $[\text{Rh}(\text{nbd})_2]\text{BF}_4$, 5 mol % binap, acetone, 56 °C, 3.5 h, 85%

Scheme 2. Rhodium-catalyzed rearrangement of aldehyde-tethered alkylidenecyclobutane **1a** into cyclooctenone **2a**.

alternative reaction conditions to avoid the need for saturation of the solution with ethylene.^[10] We observed that cationic rhodium complexes were much more active and enable full conversions without requiring the presence of ethylene, giving **2a** more rapidly and in good yield. Hence, treatment of **1a** with $[\{\text{Rh}(\text{coe})_2\text{Cl}\}_2]$ (2.5 mol %), AgBF_4 (5 mol %), and $\text{P}(\text{pMeOC}_6\text{H}_4)_3$ (10 mol %) in 1,2-DCE at 80 °C for 30 minutes gave **2a** in 89 % yield (Method II),^[11] whereas using precatalyst $[\text{Rh}(\text{nbd})_2]\text{BF}_4$ (5 mol %; nbd = norbornadiene) in the presence of binap (5 mol %; binap = 2,2'-bis(disphenylphosphino)-1,1'-binaphthyl)^[12] in acetone at

[*] D. Crépin, J. Dawick, Dr. C. Aïssa
Department of Chemistry, University of Liverpool
Crown Street, L69 7ZD (England)
Fax: (+44) 151-794-3588
E-mail: aïssa@liverpool.ac.uk

[**] D.C. thanks the EPSRC for financial support for students. C.A. is grateful to Research Councils UK and the University of Liverpool for financial support. We thank the EPSRC National Mass Spectrometry Service Centre for some measurements.

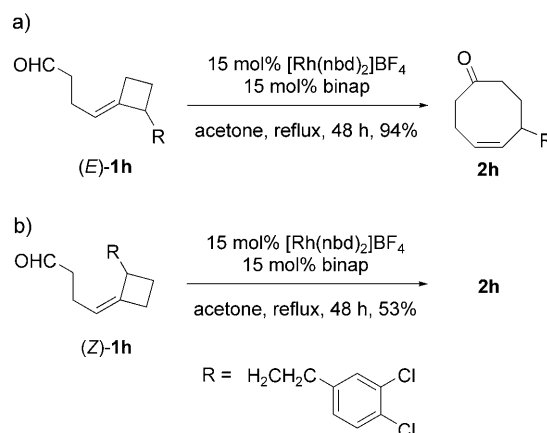
Supporting information for this article is available on the WWW under <http://dx.doi.org/10.1002/ange.200904527>.

56 °C for 3.5 hours afforded the desired compound in 85 % yield (Method III). This optimization study gave us a set of three reactions conditions (Methods I–III) which could be used on a variety of substrates, thereby demonstrating the general applicability of the reaction design outlined above.

Hence, aromatic cyclooctenone **2b** was isolated in excellent yields from precursor **1b**, using either neutral or cationic rhodium catalysts (Table 1, entries 1 and 2). Additional substitution on the carbon–carbon double bond of the alkylidenecyclobutane moiety shut down the reactivity of all catalytic systems tested, and substrate **1c** was recovered mostly intact after 24 hours (Table 1, entry 3). In contrast, substituents on the ring of the alkylidenecyclobutane moiety of substrates **1d** and **1e** (Table 1, entries 4 and 5) were tolerated, giving compounds **2d** and **2e**, respectively, in good yields, although slightly higher catalyst loadings and prolonged reaction times were necessary. Substitution on the tether (Table 1, entries 6–8) was also compatible with the diverse reaction conditions tested, and treatment of substrates **1f** and **1g** afforded compounds **2f** and **2g**, respectively, in good yields without alteration of the diastereomeric ratios; these ratios were initially equimolar for **1f** and **1g**.

We then examined the regioselectivity of this transformation with both *E* and *Z* isomers of substrate **1h** and observed that both isomers were converted into the same cyclooctenone **2h** when treated with our optimal cationic rhodium

catalyst (Scheme 3).^[12] The conversion of (*E*)-**1h** was complete within 48 hours and **2h** was obtained in excellent yield (Scheme 3a). In contrast, conversion of (*Z*)-**1h** under the



Scheme 3. Apparent regioconvergence of the rearrangement. Reaction of a) (*E*)-**1h** and b) (*Z*)-**1h**.

same reaction conditions did not go to completion, and **2h** was isolated in 53 % yield (Scheme 3b). We first hypothesized that this regioconvergence might be a result of the isomerization of the C=C double bond prior to rearrangement. However, (*E*)-**1h** was not present in the recovered starting material (30 %), and treating (*Z*)-**1h** under the same reaction conditions and then stopping the reaction after 4 hours or 18 hours showed incomplete conversion into **2h** (3 % and 20 %, respectively by ¹H NMR analysis) without any trace of (*E*)-**1h**. Although we cannot yet completely rule out that a putative isomerization of (*Z*)-**1h** into (*E*)-**1h** occurs at a much slower rate than the rearrangement of (*E*)-**1h** into **2h**, other mechanistic rationales must be investigated before a conclusion can be reached. In this regard, it is noteworthy that this apparent regioconvergence was not observed using Method I. Hence, treating (*E*)-**1h** with a neutral rhodium catalyst at 120 °C gave **2h** in only 30 % yield, whereas (*E*)-**1h** was recovered in 50 % yield. Isomer (*Z*)-**1h** was more reluctant to undergo the rearrangement under the same neutral conditions, and we recovered (*Z*)-**1h** mostly intact (70 % yield), without a trace of (*E*)-**1h** according to ¹H NMR analysis. The cationic nature of the rhodium catalyst used in Scheme 3 therefore seems critical to the observed regioconvergence.

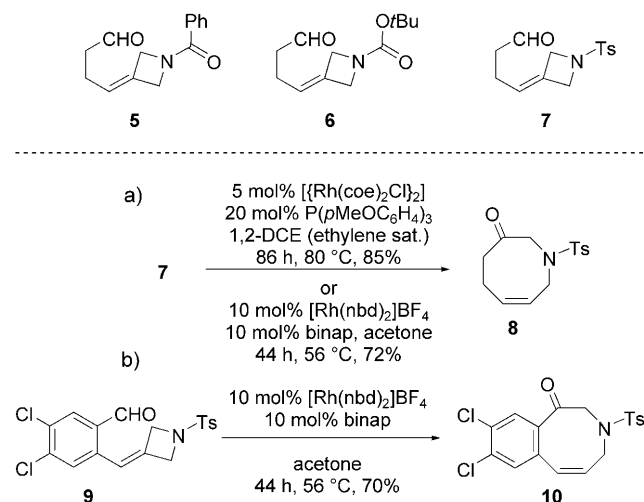
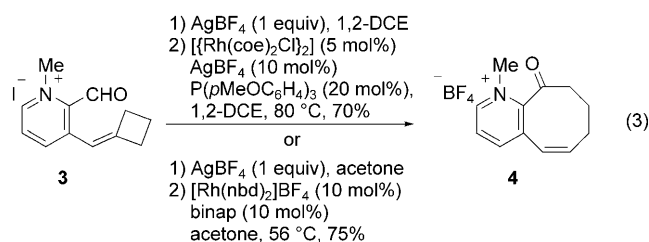
No reaction was observed when a pyridine group was embedded within the substrate. We reasoned that this could be because of the irreversible trapping of the active catalyst by the lone pair of electrons on the nitrogen atom. Accordingly, this limitation was easily circumvented by alkylation of the pyridine and counteranion exchange [Eq. (3)]. Hence, substrate **3** afforded compound **4** in yields ranging from 70 to 75 % in the presence of cationic rhodium catalysts.

The detrimental effect of the lone pair of electrons, on the nitrogen atom, upon reactivity prompted us to install electron-withdrawing groups on the nitrogen atom of aldehyde-tethered 3-alkylideneazetidines when we turned our attention to these substrates (Scheme 4). However, treating

Table 1: Rhodium-catalyzed C–H activation/β-carbon elimination to access cyclooctenones.^[a]

Entry	Substrate	Product	Method	<i>t</i> [h]	Yield [%]
1	1b (R = H)	2b	I	17	92
2	1b (R = H)	2b	II	0.5	89
3	1c (R = Me)	2c	— ^[b]	24	0 ^[c]
4	1d	2d	II ^[d]	16	69 ^[e]
5	1e	2e	II ^[f]	22	79
6	1f	2f	I ^[g]	86	75
7	1f	2f	III ^[d]	25	71 ^[h]
8	1g	2g	III ^[d]	24	75

[a] Yields of isolated products. [b] All methods (I–III) employed 10 mol % catalyst. [c] Recovered **1c** in 87–95 % yield. [d] Used 5 mol % catalyst. [e] Recovered **1d** in 16 % yield. [f] Used 10 mol % catalyst. [g] Used 15 mol % catalyst. [h] Recovered **1f** in 16 % yield. Bn = benzyl.



Scheme 4. Preparation of eight-membered heterocycles through rhodium-catalyzed rearrangement of aldehyde-tethered 3-alkylideneazetidines. a) Compound **7** reacts under either of two sets of reaction conditions. b) Aryl-containing substrates also undergo the C–H/C–C activation sequence. Ts = *para*-toluenesulfonyl.

amide **5** or carbamate **6** with rhodium catalysts according to Methods I–III gave poor results, and some decomposition was observed. In contrast, changing the protective group to a tosyl (4-toluenesulfonyl) group gave much better results. Hence, compound **8** was isolated in good yields after exposure of **7** to either neutral or cationic rhodium catalysts according to Methods I and III (Scheme 4a). Similarly, aromatic substrate **9** gave **10** in good yield upon isolation (Scheme 4b).

In conclusion, we have demonstrated that by using simple and stable aldehydes as starting materials, the strain energy of simple cyclobutanes and azetidines can be exploited through rhodium-catalyzed β -carbon elimination. To the best of our knowledge, previous reports of metal-mediated ring opening of azetidines are extremely scarce and describe only β -nitrogen elimination.^[13] Hence, the β -carbon elimination of azetidines proposed between putative intermediates **C** and **D** (Scheme 1), and exemplified herein in Equation (3), suggests the possibility of new transition-metal-catalyzed reactions with these substrates. Moreover, this study opens new access to eight-membered rings and expands the scope of rhodium-catalyzed intramolecular hydroacylation.^[6,14] Additional mechanistic investigation of the regioconvergent ring opening

of alkylidenecyclobutanes is currently ongoing in our laboratories.

Received: August 13, 2009

Revised: November 11, 2009

Published online: December 10, 2009

Keywords: alkylideneazetidines · alkylidenecyclobutanes · C–C activation · C–H activation · intramolecular hydroacylation

- [1] For recent reviews about C–H bond activation, see: a) F. Kakiuchi, N. Chatani, *Adv. Synth. Catal.* **2003**, *345*, 1077–1101; b) R. G. Bergman, *Nature* **2007**, *446*, 391–393; c) L. Ackermann, *Top. Organomet. Chem.* **2007**, *24*, 36–60.
- [2] For selected reviews about C–C bond activation, see: a) B. Rybtchinski, D. Milstein, *Angew. Chem.* **1999**, *111*, 918–932; *Angew. Chem. Int. Ed.* **1999**, *38*, 870–883; b) M. Murakami, M. Makino, S. Ashida, T. Matsuda, *Bull. Chem. Soc. Jpn.* **2006**, *79*, 1315–1321; c) D. Necas, M. Kotora, *Curr. Org. Chem.* **2007**, *11*, 1566–1591; d) Y. J. Park, J.-W. Park, C.-H. Jun, *Acc. Chem. Res.* **2008**, *41*, 222–241; e) T. Seiser, N. Cramer, *Org. Biomol. Chem.* **2009**, *7*, 2835–2840.
- [3] a) M. A. Huffman, L. S. Liebeskind, *J. Am. Chem. Soc.* **1993**, *115*, 4895–4896; b) M. Murakami, K. Takahashi, H. Amii, Y. Ito, *J. Am. Chem. Soc.* **1997**, *119*, 9307–9308.
- [4] C. Aïssa, A. Fürstner, *J. Am. Chem. Soc.* **2007**, *129*, 14836–14837.
- [5] The insertion of rhodium into the C–H bond of aldehydes has been extensively documented, see: a) J. W. Suggs, *J. Am. Chem. Soc.* **1978**, *100*, 640–641; b) V. Ritleng, C. Sirlin, M. Pfeffer, *Chem. Rev.* **2002**, *102*, 1731–1769; c) M. A. Garralda, *Dalton Trans.* **2009**, 3635–3645.
- [6] For alternative approaches to seven- and eight-membered-ring ketones through intramolecular hydroacylation, which rely on the rearrangement of hexarhodacycle intermediates, see: a) A. D. Aloise, M. E. Layton, M. D. Shair, *J. Am. Chem. Soc.* **2000**, *122*, 12610–12611; b) Y. Sato, Y. Oonishi, M. Mori, *Angew. Chem.* **2002**, *114*, 1266–1269; *Angew. Chem. Int. Ed.* **2002**, *41*, 1218–1221; c) Y. Oonishi, M. Mori, Y. Sato, *Synthesis* **2007**, 2323–2336; d) Y. Oonishi, J. Ogura, Y. Sato, *Tetrahedron Lett.* **2007**, *48*, 7505–7507. For approaches relying on coordination by an heteroatom, see: e) H. D. Bendorf, C. M. Colella, E. C. Dixon, M. Marchetti, A. N. Matunokis, J. D. Musselman, T. A. Tiley, *Tetrahedron Lett.* **2002**, *43*, 7031–7034; f) M. M. Coulter, P. K. Dornan, V. M. Dong, *J. Am. Chem. Soc.* **2009**, *131*, 6932–6933.
- [7] M. Murakami, S. Ashida, T. Matsuda, *J. Am. Chem. Soc.* **2006**, *128*, 2166–2167.
- [8] P. A. Wender, A. G. Correa, Y. Sato, R. Sun, *J. Am. Chem. Soc.* **2000**, *122*, 7815–7816.
- [9] Strain energy of cyclobutane = 26.3 kcal mol^{−1} (from K. B. Wiberg in *The Chemistry of cyclobutanes* (Eds.: Z. Rappoport, J. F. Liebman), Wiley, New York, **2005**, chap. 1, pp. 4–5). The strain energy of azetidine is estimated at 26.2 kcal mol^{−1}, see: S. W. Benson in *Thermochemical Kinetics*, Wiley, New York, **1968**, p. 184.
- [10] Miller and co-workers postulated that ethylene could block one coordination site on rhodium and hence prevent the decarbonylation of the substrate; see: R. Campbell, Jr., C. F. Lochow, K. P. Vora, R. G. Miller, *J. Am. Chem. Soc.* **1980**, *102*, 5824–5830. However, in the absence of ethylene, the reaction depicted in Scheme 2 (using Method I) did not proceed, but we did not observe any decarbonylation, even with 50 mol% catalyst.

- [11] Treatment of **1a** with only AgBF_4 (10 mol %) or with AgBF_4 (10 mol %) and $\text{P}(p\text{MeOC}_6\text{H}_4)_3$ (10 mol %) in refluxing 1,2-DCE led to complete degradation of the starting material.
- [12] The ligand exchange between nbd and binap was facilitated by bubbling H_2 (16.7 equiv per Rh) through the solution using a syringe and stirring for 1 hour before the solution was added to the substrate.
- [13] Opening of azetidinium salts with organolithium derivatives, see: a) M. T. Wills, I. E. Wills, L. Von Dollen, B. L. Butler, J. Porter, A. G., Jr. Anderson, *J. Org. Chem.* **1980**, *45*, 2489–2498; b) F. Couty, F. Durat, G. Evano, D. Prim, *Tetrahedron Lett.* **2004**, *45*, 7525–7528. Opening of vinylazetidines with $\text{Co}_2(\text{CO})_8$, see: c) D. Roberto, H. Alper, *J. Am. Chem. Soc.* **1989**, *111*, 7539–7543.
- [14] For leading references on rhodium-catalyzed intramolecular hydroacylation, see: a) K. Sakai, J. Ide, O. Oda, N. Nakamura, *Tetrahedron Lett.* **1972**, *13*, 1287–1290; b) R. C. Larock, K. Oertle, G. F. Potter, *J. Am. Chem. Soc.* **1980**, *102*, 190–197; c) D. P. Fairlie, B. Bosnich, *Organometallics* **1988**, *7*, 936–945; d) D. P. Fairlie, B. Bosnich, *Organometallics* **1988**, *7*, 946–954; e) K. Tanaka, G. C. Fu, *J. Am. Chem. Soc.* **2001**, *123*, 11492–11493; f) K. Tanaka, G. Fu, *J. Am. Chem. Soc.* **2002**, *124*, 10296–10297; g) K. Tanaka, G. Fu, *J. Am. Chem. Soc.* **2003**, *125*, 8078–8079; h) K. Takeishi, K. Sugishima, K. Sasaki, K. Tanaka, *Chem. Eur. J.* **2004**, *10*, 5681–5688; i) K. Tanaka, K. Sasaki, K. Takeishi, M. Hirano, *Eur. J. Org. Chem.* **2007**, 5675–5685.
-